

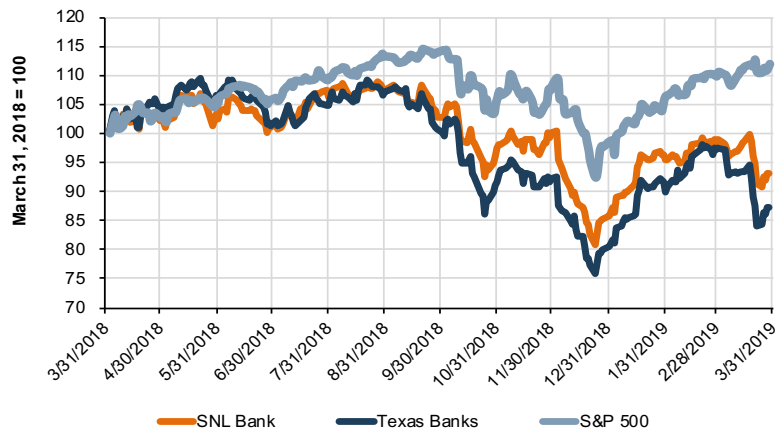
TEXAS BANK

Snapshot

April 2019

PUBLIC MARKET INDICATORS

Mercer Capital's Texas Bank Group Index Overview



Valuation Multiples as of March 29, 2019

	Texas Bank Index	Community Bank Index
Price/LTM EPS	14.2x	13.0x
Price/19 EPS	10.8x	10.6x
Price / Book Value	129%	126%
Price / Tangible Book Value	181%	145%
Dividend Yield	2.5%	2.3%

Mercer Capital's Texas Bank Peer Reports

Updated monthly, this report offers a closer look at the market pricing and performance of publicly traded banks in Texas. Click to view the report.

Contact Us



Jay D. Wilson, Jr., CFA, ASA, CBA
469.778.5860
wilsonj@mercercapital.com



Rohan Bose
214.468.8400
boser@mercercapital.com

Mercer Capital helps banks, thrifts, and credit unions with corporate valuation requirements, transactional advisory services, financial reporting, stress testing, and strategic decisions. Learn more: <http://mer.cr/dep-inst>

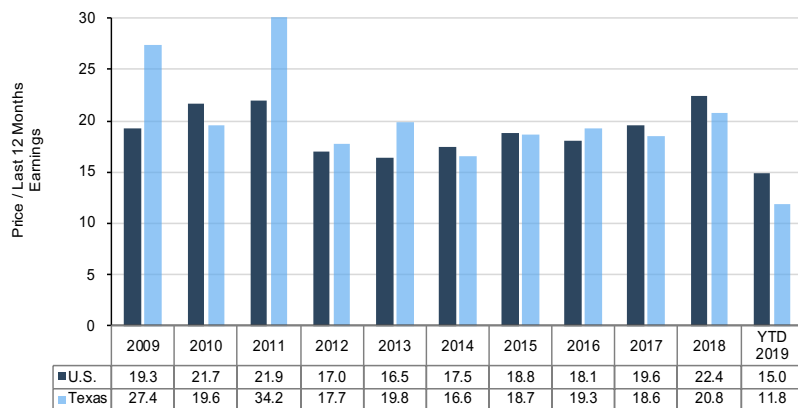
M&A MARKET INDICATORS

Texas Community Bank Transactions Announced in Last Six Months

Announce Date	Buyer	Seller	Target's City (TX)	Target Assets (\$000s)	Deal Value	Price / Earnings	Price / Tangible BV	Tang. Premium / Core Deposits
Mar 5, 2019	BancorpSouth Bank	Van Alstyne Financial Corp.	Van Alstyne	377,840	86.7	11.8	212.0	17.0
Dec 22, 2018	Relationship Bancshares Inc.	Capital Bank of Texas	Carrizo Springs	67,694	NA	NA	NA	NA
Dec 14, 2018	Bright Force Holding LLC	ABNA Holdings Inc.	Dallas	55,127	NA	NA	NA	NA
Nov 29, 2018	Alliance Bancshares Inc.	Mount Vernon Bankshares Inc.	Mount Vernon	189,426	NA	NA	NA	NA
Nov 27, 2018	Spirit of Texas Bancshares Inc	First Beeville Financial Corp.	Beeville	411,613	63.7	13.8	185.0	8.9
Nov 14, 2018	First Bancshares of Texas Inc.	FB Bancshares Inc.	Wichita Falls	517,257	NA	NA	NA	NA
Nov 13, 2018	BancorpSouth Bank	Casey Bancorp Inc.	Dallas	353,086	51.8	13.6	189.1	8.2
Nov 5, 2018	Amarillo National Bancorp Inc.	Commerce Natl Finl Svcs Inc.	Lubbock	1,058,140	NA	NA	NA	NA
Oct 10, 2018	Investar Holding Corp.	Mainland Bank	Texas City	131,333	19.7	13.1	155.4	6.5
Oct 4, 2018	Adam Bank Group Inc.	Andrews Holding Co.	Andrews	638,758	NA	NA	NA	NA

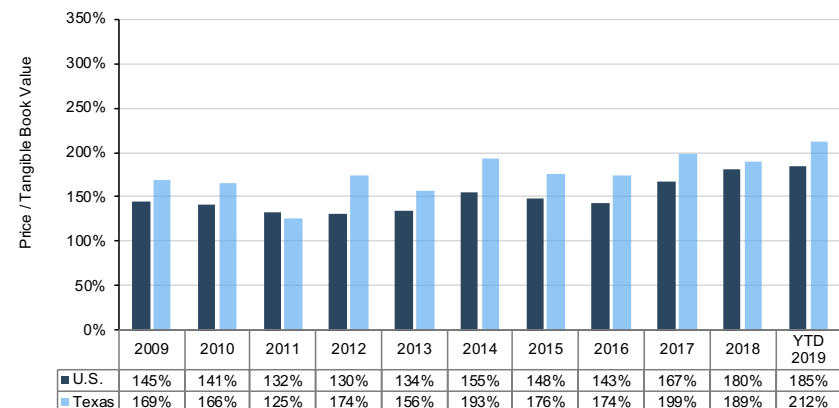
Median Price/Earnings Multiples

Target Banks' Assets <\$5B and LTM ROE >5%



Median Price / Tangible Book Value Multiples

Target Banks' Assets <\$5B and LTM ROE >5%



Mercer Capital

www.mercercapital.com

Source: S&P Global Market Intelligence. Copyright © 2019 Mercer Capital Management, Inc. All rights reserved. It is illegal under Federal law to reproduce this publication or any portion of its contents without the publisher's permission. Media quotations with source attribution are encouraged. Reporters requesting additional information or editorial comment should contact Barbara Walters Price at 901.685.2120. Mercer Capital's newsletter is published monthly and does not constitute legal or financial consulting advice. It is offered as an information service to our clients and friends. Those interested in specific guidance for legal or accounting matters should seek competent professional advice. Inquiries to discuss specific valuation matters are welcomed. To add your name to our mailing list to receive this complimentary publication, visit our web site at www.mercercapital.com.