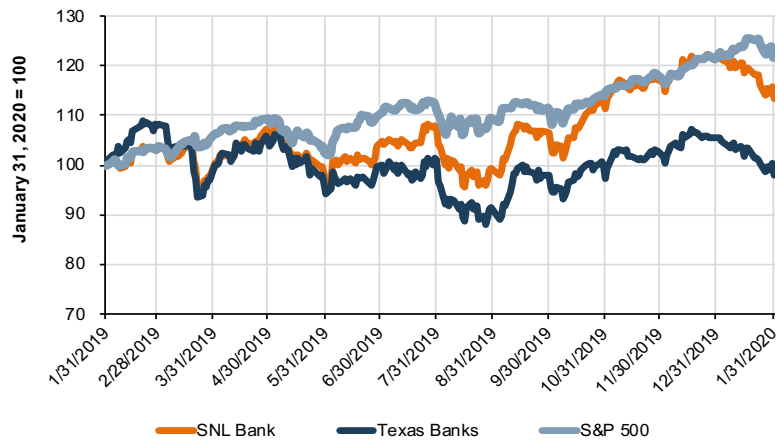


TEXAS BANK Snapshot

February 2020

PUBLIC MARKET INDICATORS

Mercer Capital's Texas Bank Group Index Overview



Valuation Multiples as of January 31, 2020

	Texas Bank Index	Community Bank Index
Price/LTM EPS	13.0x	12.7x
Price/20 EPS	12.6x	11.4x
Price / Book Value	124%	121%
Price / Tangible Book Value	172%	138%
Dividend Yield	2.4%	2.4%

Mercer Capital's Texas Bank Peer Reports

Updated monthly, this report offers a closer look at the market pricing and performance of publicly traded banks in Texas. Click to view the report.

Contact Us



Jay D. Wilson, Jr., CFA, ASA, CBA
469.778.5860
wilsonj@mercercapital.com



Rohan Bose
214.468.8400
boser@mercercapital.com

Mercer Capital helps banks, thrifts, and credit unions with corporate valuation requirements, transactional advisory services, financial reporting, stress testing, and strategic decisions. Learn more: <http://mer.cr/dep-inst>

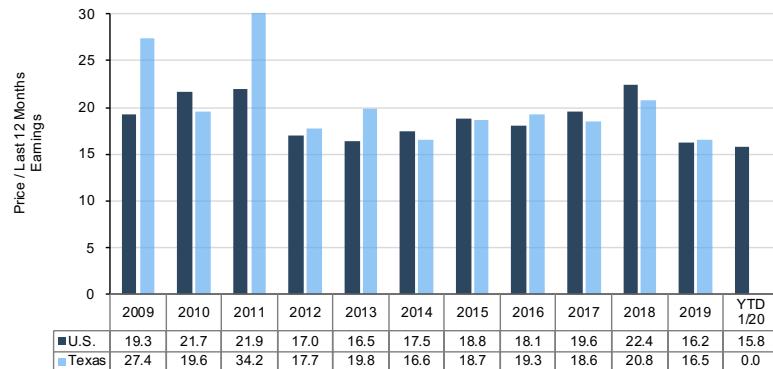
M&A MARKET INDICATORS

Texas Community Bank Transactions Announced in Last Six Months

Announce Date	Buyer	Seller	Target's City (TX)	Target Assets (\$000s)	Deal Value	Price / Earnings	Price / Tangible BV	Tang. Premium / Core Deposits
Aug 5, 2019	Happy Bancshares Inc.	First State Bank of Mobeetie	Mobeetie	76,248	NA	NA	NA	NA
Aug15, 2019	Happy Bancshares Inc.	Centennial Bank	Lubbock	799,323	NA	NA	NA	NA
Sept 12, 2019	Third Coast Bancshares Inc.	Heritage Bancorp Inc.	Pearland	289,664	NA	NA	NA	NA
Sept 19, 2019	First Financial Bankshares	TB&T Bancshares Inc.	Bryan	624,067	207.6	19.42	297.1	28.00
Oct 1, 2019	Oakwood Bancshares Inc.	Community Bank of Snyder	Snyder	109,255	NA	NA	NA	NA
Nov 15, 2019	Cendera Bancorp, Inc.	Cendera Financial Holdings Inc	Bells	102,950	21.0	27.5	225.3	19.54
Nov 19, 2019	Adam Bank Group Inc.	Security Star Bancshares Inc.	Midland	921,688	NA	NA	NA	NA
Dec 8, 2019	BancAffiliated Inc.	Southwest Bank	Odessa	448,433	NA	NA	NA	NA
Dec 17, 2019	Wichita Falls Bancshares Inc.	Chico Bancorp Inc.	Chico	185,032	NA	NA	NA	NA
Dec 26, 2019	Investor Group	Daingerfield Holding Co.	Daingerfield	143,099	NA	NA	NA	NA

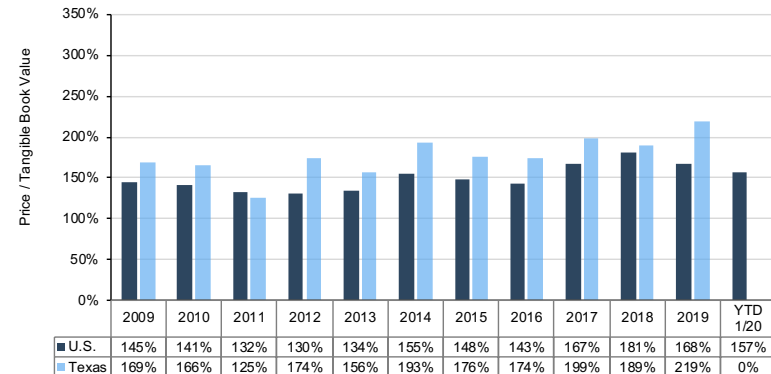
Median Price/Earnings Multiples

Target Banks' Assets <\$5B and LTM ROE >5%



Median Price / Tangible Book Value Multiples

Target Banks' Assets <\$5B and LTM ROE >5%



Mercer Capital

www.mercercapital.com

Source: S&P Global Market Intelligence. Copyright © 2020 Mercer Capital Management, Inc. All rights reserved. It is illegal under Federal law to reproduce this publication or any portion of its contents without the publisher's permission. Media quotations with source attribution are encouraged. Reporters requesting additional information or editorial comment should contact Barbara Walters Price at 901.685.2120. Mercer Capital's newsletter is published monthly and does not constitute legal or financial consulting advice. It is offered as an information service to our clients and friends. Those interested in specific guidance for legal or accounting matters should seek competent professional advice. Inquiries to discuss specific valuation matters are welcomed. To add your name to our mailing list to receive this complimentary publication, visit our web site at www.mercercapital.com.