



MERCER CAPITAL'S

# Value Matters™

Volume 2009-05 » May 29, 2009  
www.mercercapital.com  
mcm@mercercapital.com

## For Banks in 2008, a Recession Gloomed

*(This article originally appeared in a special issue of BankWatch, Mercer Capital's monthly complimentary e-mail newsletter. For more information on BankWatch, see page 4.)*

As the world hoped to return to normalcy after a turbulent 2007, 2008 proved to be a worse year for bankers. A credit crunch and housing collapse maintained the downward pressure on stock prices that began in 2007. 2008 saw the closure of 25 banks nationwide, and the overall banking industry has struggled with deteriorating asset quality and liquidity concerns. In order to gauge the impact of the 2008 financial institution market trends on smaller institutions, Mercer Capital conducted a study of two asset size based bank indices: banks with assets between \$500 million and \$1 billion (referred to hereafter as the "Small Community Bank Group") and banks with assets between \$1 billion and \$5 billion (the "Large Community Bank Group").

The banking industry made headlines throughout the second half of 2008. The struggles of Freddie Mac and Fannie Mae necessitated nationalization of the two government-sponsored enterprises, and the failures of IndyMac Bank and Washington Mutual Bank fueled the erosion of confidence in the banking industry. Furthermore, the acquisitions of Merrill Lynch by Bank of America and Wachovia by Wells Fargo signaled consolidation in the banking industry in order to survive the economic uncertainty.

In an attempt to provide assistance to the banking industry, the government developed several programs to improve banks' asset quality and capital positions. Under the Emergency Economic Stimulus Act of 2008, the Troubled Asset Relief Program ("TARP") was developed with the intention of cleaning up the balance sheets of banks by removing troubled assets from the books. Because pricing the troubled assets was difficult given economic uncertainty, the initial structure of the TARP was abandoned shortly after the program was established.

### IN THIS ISSUE

For Banks in 2008, a Recession Gloomed	1
<i>The Bank Director's Valuation Handbook</i>	5
What's New On Mercer Capital's Website	6
Upcoming Speaking Engagements	6
<i>Revenue Ruling 59-60 at 50: Rediscover Fair Market Value</i>	7

## Financial Institution Market Pricing Trends

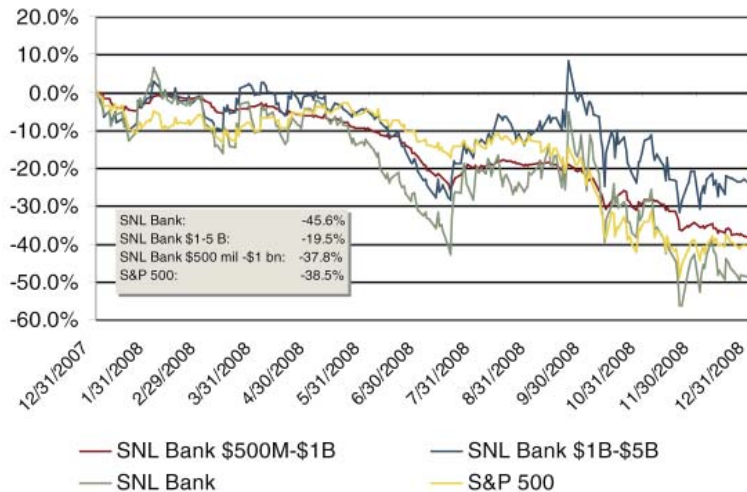


FIGURE ONE

Instead, the Capital Purchase Program under the TARP attempted to provide stability for financial institutions by providing capital injections.

Figure One depicts market pricing trends of financial institutions during 2008. As shown, the Small Community Bank Group saw a price decline of 19.5%, outperforming the overall market, as measured by the performance of the S&P 500, as well as the banking industry, as measured by the SNL Bank Index. For comparison purposes, the SNL Bank Index saw a 45.6% decline in price due primarily to the decline in value of a number of large institutions, and the S&P 500 saw a 38.5% decline in 2008. The Large Community Bank Group observed a decline of 37.8%, reflecting their poorest performance in the last decade.

In order to attempt to isolate the driving trends behind the market performance of these institutions in 2008, we stratified the banks in each group based on TARP participation, asset quality metrics, loan portfolio concentrations, and location. Banks with unavailable financial data were excluded from our stratification, and the resulting analysis included 160 banks in the Large Community Bank Group and 84 banks in the Small Community Bank Group. The following discussion summarizes our findings.

- » **TARP Participation.** As TARP regulations continue to unfold, our study revealed several interesting trends in bank stock pricing among participants in the program. More banks in the Large Community Bank Group elected to participate in the TARP program than the Small Community Bank Group (58.8% compared to 42.9%). For the Large Community Bank Group, participating banks saw a median price decline of 31.9% compared to declines of 34.8% for banks that opted not to apply and 17.5% for banks that declined the funds after being approved. Banks that applied but had not been approved at the time of our analysis saw a median price decline of 76.3%. For the Small Community Bank Group, participating banks also had a larger decline (44.9%) than those that were approved but had not accepted

the funds (23.3% decline) as well as banks that opted not to apply (29.4% decline). Banks that applied but had not yet been approved for TARP experienced a 64.3% decline in the median price.

- » **Asset Quality.** 2008 highlighted the importance of strong asset quality in a weak economy. In the Large Community Bank Group, banks with strong asset quality (non-performing assets measuring less than 2.00% of loans plus OREO) experienced a median price decline of 3.9%. On the other hand, those with weak asset quality (non-performing assets measuring greater than 2.00% of loans plus OREO) experienced a median price decline of 51.5% over the same period. In the Small Community Bank Group, banks with strong asset quality (31.1% decline) outperformed those with weak credit quality (51.3% decline). Although most banks experienced stock declines, asset quality did affect the banks' stock performance relative to the banking industry. For the Large Community Bank Group, 60% of banks with weak asset quality were outperformed by the SNL Bank index, compared to 14% of banks with strong asset quality. The Small Community Bank Group exhibited similar results, as 59% of banks with weak asset quality underperformed the SNL Bank index while only 13% of banks with strong asset quality were outperformed by the SNL Bank index.
- » **Construction and Development Loans.** With aversion to risk among the most pressing issues in 2008, banks increased their standards for loans among the economic turmoil as loan losses continued to rise. The deterioration of the housing market continued to generate problems for construction and development (C&D) loans, in particular. The number of banks with high C&D concentrations (more than 40% of the loan portfolio) is limited due to data constraints as well as changes in loan portfolio composition during 2008 and meaningful comparisons were available only for the larger community banks. Six banks in the Large Community Bank Group were identified as having high C&D concentrations. The median price decline for these banks was 75.6%, compared to 29.8% for those banks with lower C&D loan concentrations.
- » **Commercial Real Estate Loans.** Much like C&D loans, commercial real estate loans continued to generate high loan losses due to spreading real estate problems. Again, data for banks with high CRE concentrations is limited and meaningful comparisons were available only for the larger community banks. Of the Larger Community Bank Group, nine of the banks considered in this analysis reported commercial real estate loans comprising more than 50% of their entire loan portfolios. These banks experienced a median price decline of 49.9%, compared to the 30.2% decline for banks with lower CRE concentrations.
- » **Location.** Location proved to be less important in 2008 than in 2007 as the economy as a whole was affected with the gloom of a recession. Although the hardships could be felt nationwide, the identified high-risk locations (California, Colorado, Florida, Georgia, Michigan, and Nevada) continued to experience higher declines in stock prices than the

Looking forward, 2009 could prove to be another difficult year for banks. Within the first four months of 2009, 29 banks failed, exceeding the number of bank failures during the full fiscal year 2008.

broader asset-size groups. For the larger banks, those in high-risk locations had a 49.1% decline as compared to a 34.3% decline for banks overall within the asset size group. For the smaller banks, those in high-risk locations experienced a 61.2% decline in price compared to the median price decline of 42.3% for all banks within the asset size group.

Looking forward, 2009 could prove to be another difficult year for banks. Within the first four months of 2009, 29 banks failed, exceeding the number of bank failures during the full fiscal year 2008. As evidenced by early 2009 data, market pricing for financial institutions has declined further and exhibited greater volatility due to significant uncertainty regarding banks' solvency and the government's efforts to support financial institutions and the credit markets. By March 6, 2009 the SNL Bank Index hit a low, with a 59.6% decline from the beginning of the year. By April 30, the SNL Bank Index had increased 91.1% from March 6, exhibiting a total decline of 22.8% from the beginning of the year.

Given market volatility and uncertainty about the effects of new regulations and government support, investors have limited confidence in the overall market. The government is continually amending the TARP regulations and has begun performing stress tests on some of the largest financial institutions to examine banks' ability to cope with various changes in the economy and try to improve capital positions. As the events of 2009 unfold in accordance with government programs and regulations as well as continued consolidation, the banking industry hopes for improved performance in the second half of 2009.

*Madeleine C. Gilman*


**Madeleine C. Gilman**  
gilmanc@mercercapital.com

## **BANKWATCH Newsletter**

Published by Mercer Capital's Financial Institutions Group, this complimentary e-mail newsletter covers bank activity in five US regions. You can subscribe to any or all of the regions via our website at [www.mercercapital.com](http://www.mercercapital.com).

Regions covered:

- » **Atlantic Coast** (DE, FL, MD, NC, SC, VA, WV, and Washington, DC)
- » **Midwest** (IA, IL, IN, KS, MI, MN, NE, ND, OH, OK, SD, TX, WI)
- » **Northeast** (CT, ME, MA, NH, NJ, NY, PA, RI, VT)
- » **Southeast** (AL, AR, GA, KY, LA, MO, MS, TN)
- » **West** (AK, AZ, CA, CO, HI, ID, MT, NV, NM, OR, UT, WA, WY)



# THE BANK DIRECTOR'S VALUATION HANDBOOK

What Every Director Must Know About Valuation

Valuation issues intersect with a bank's affairs more often than you may imagine, and they are likely to arise during your tenure as a director or manager. These valuation issues might include merger and acquisition activity, an employee stock ownership plan, capital planning, litigation, or financial planning, among others. Mercer Capital has been working with financial institutions for over 25 years and has provided valuation and other financial consulting services to thousands of clients. We find that most of our clients have the same basic questions about these important valuation issues. This handbook is written to address many of these questions and to provide useful information for bank directors and managers when valuation needs emerge.

## SECTION ONE: INTRODUCTION TO VALUATION

- Chapter 1: The Valuation Process
- Chapter 2: Core Valuation Concepts
- Chapter 3: Financial Management & Performance Measurement

## SECTION TWO: COMPENSATION & EMPLOYEE BENEFIT PLANS

- Chapter 4: Employee Benefit Plans
- Chapter 5: Stock Options, Restricted Stock, & Stock Appreciation Rights

## SECTION THREE: STOCK TRANSACTIONS

- Chapter 6: Estate & Gift Tax Issues
- Chapter 7: Raising Capital
- Chapter 8: Buy-Sell Agreements

## SECTION FOUR: STRATEGIC ALTERNATIVES

- Chapter 9: Mergers & Acquisitions
- Chapter 10: Fairness Opinions
- Chapter 11: Capital Gains & Dividends
- Chapter 12: Sub-Chapter S Conversions

## SECTION FIVE: FINANCIAL REPORTING

- Chapter 13: Fair Value Accounting
- Chapter 14: Fair Value Accounting In Business Combinations
- Chapter 15: Share-Based Compensation

## SECTION SIX: STATUTORY & LEGAL CONCEPTS

- Chapter 16: A Primer on Litigation
- Chapter 17: Statutory Fair Value
- Chapter 18: Divorce of a Key Shareholder

## SECTION SEVEN: CONCLUSION

- Addendum: The Capital Purchase Program (CPP)
- Addendum: IRS Provides New Tax Incentive for Banks

QTY	ITEM	1-5 COPIES	6 OR MORE	TOTAL
	<b>The Bank Director's Valuation Handbook</b>	\$45 per book	<b>\$29</b> per book	

Sales Tax - TN Residents (9.25%)

Shipping Charge

### SHIPPING CHARGES

	1 Book	2-5 Books	6-12 Books	TOTAL
Standard	\$7.00	\$15.00	\$25.00	
2-Day	\$20.00	\$30.00	\$50.00	
Overnight	\$40.00	\$55.00	\$80.00	

*For orders greater than 12, or for International rates, call 901.685.2120*

Name

Firm

Address

City/State/Zip

Telephone

Email

Visa    Mastercard    American Express    Check Enclosed

Card Number

Name on Card

Exp. Date

Signature



5860 Ridgeway Center Parkway, Suite 400  
Memphis, Tennessee 38120

901.685.2120 (P) :: 901.685.2199 (F) :: www.mercercapital.com

# What's New on Mercer Capital's Web Site

Mercer Capital's website is updated frequently and contains information of interest to attorneys, business owners, bankers, and other professional advisors to business. Please visit often at [www.mercercapital.com](http://www.mercercapital.com).

## NEW ARTICLE

### What's It Worth? Fair Value, SFAS 157, and Alternative Investments

As the application of SFAS 157, *Fair Value Measurements*, continues to reshape the financial reporting landscape, alternative investment managers are beginning to evaluate the effect of the new standard on portfolios. This article provides a brief sketch of SFAS 157 and some of the particular valuation challenges associated with determining the fair value of limited partner interests in private equity and hedge funds.

## INDUSTRY NEWSLETTER

### Value Focus: Asset Management Industry 1st Qtr 2009 Published

Mercer Capital provides asset managers, trust companies, and investment consultants with corporate valuation, financial reporting valuation, transaction advisory, portfolio valuation, and related services. Each *Value Focus: Asset Management Industry* includes a segment focus, market overview, mergers and acquisitions review, and more. The current issue looks back on activity in the first quarter of 2009 and focuses on Mutual Fund Companies.

## FINANCIAL INSTITUTIONS GROUP

### Mercer Capital Served as Financial Advisor in Recent Transaction

Mercer Capital's Financial Institutions Group recently served as an advisor to The Landrum Company of Columbia, Missouri in the consolidation of its three banking subsidiaries: First National Bank, First National Bank & Trust, and Landmark Bank.



[www.mercercapital.com](http://www.mercercapital.com)

## SELECTED LIST OF RECENT & UPCOMING SPEAKING ENGAGEMENTS

May 27, 2009

### "Discounts for Lack of Marketability" and "Subsequent Events"

2009 NACVA Annual Conference  
Boston, Massachusetts  
Z. Christopher Mercer, ASA, CFA

June 4, 2009

### "Issues in Gift & Estate Tax Valuation"

AICPA Webinar  
Travis W. Harms, CFA, CPA/ABV

June 9, 2009

### "Lack of Marketability and Lack of Control"

AICPA Fair Value Measurements Conference  
Chicago, Illinois  
Travis W. Harms, CFA, CPA/ABV

June 23, 2009

### "Fair Value: Where Are We Going?"

South Florida ASA Chapter  
Miami, Florida  
Matthew R. Crow, CFA, ASA

September 3, 2009

### "Buy-Sell Agreements: Ticking Time Bombs or Reasonable Resolutions?"


Birmingham Estate Planning Council  
Birmingham, Alabama  
Timothy R. Lee, ASA

September 24, 2009

### "Building and Marketing a Valuation Practice"

Virginia Society of CPAs 10th Annual Business Valuation, Fraud, and Litigation Conference  
Richmond, Virginia  
Barbara Walters Price

To see a complete list, visit the Speaker's Bureau section of our website at [www.mercercapital.com](http://www.mercercapital.com). To inquire about engaging a professional from Mercer Capital to speak to your group, contact Barbara Walters Price at [priceb@mercercapital.com](mailto:priceb@mercercapital.com), or by calling 901.322.9724.



# Revenue Ruling 59-60 at 50

REDISCOVER FAIR MARKET VALUE

Tagging a text with the label “classic” should not be done carelessly. But 50 years after its initial release, few would disagree that Revenue Ruling 59-60 deserves the title. Written in the spare, unadorned style of a government publication, the Ruling is a compact storehouse of enduring practical wisdom for business appraisers and the users of appraisal reports.

Our purpose in writing this book is twofold: first, to offer a guided tour through the Ruling, pointing out some of the most prominent features of the landscape (and providing the occasional warning about rough terrain); second, to pull back the curtain a bit, granting a non-technical view of how appraisers (at least this group) attempt to translate the guidance found in the Ruling into actual valuation engagements.

Published in January 2009, this 120+ page book is written for attorneys and other users of business appraisal reports. Order your copy today.

## Chapter List

<b>Chapter 1</b>	A Summary of Revenue Ruling 59-60 from a Business Appraiser’s Perspective
<b>Chapter 2</b>	Fair Market Value Versus The Real World
<b>Chapter 3</b>	What Revenue Ruling 59-60 Means for Operating Companies
<b>Chapter 4</b>	Revenue Ruling 59-60’s Application to Asset-Holding Entities
<b>Chapter 5</b>	The Growing Influence of Intangible Assets
<b>Chapter 6</b>	Selecting a Business Appraiser
<b>Chapter 7</b>	Landmark Tax Court Cases
<b>Appendix A</b>	Revenue Ruling 59-60
<b>Appendix B</b>	Court Case Bibliography
<b>Appendix C</b>	The National Economy in 1959

QTY	ITEM	REG. PRICE	SPECIAL PRICE	TOTAL
	<b>Revenue Ruling 59-60 at 50</b>	\$50	<b>\$45</b>	

Sales Tax - TN Residents (9.25%)

### SHIPPING CHARGES

Shipping Charge

	1 Book	2 or More
Standard	\$7.00	\$11.00
2-Day	\$11.00	\$15.50
Overnight	\$35.00	\$40.00

**TOTAL**

*Please call for Canadian & International rates*

Name

Firm

Address

City/State/Zip

Telephone

Email

Visa  Mastercard  American Express  Check Enclosed

Card Number

Name on Card

Exp. Date

Signature



5860 Ridgeway Center Parkway, Suite 400  
Memphis, Tennessee 38120

901.685.2120 (P) :: 901.685.2199 (F) :: www.mercercapital.com

## A GENTLE PLUG FOR OUR FIRM

**MERCER CAPITAL** is a business valuation and investment banking firm serving a national and international clientele. Our reputation for excellence is based on an ability to solve complex financial problems expeditiously. We convert over 20 years of experience, including thousands of assignments, into solutions for the issues of today.

Mercer Capital provides a broad range of independent valuation and financial advisory services, including:

- » Dispute Analysis Services and Expert Testimony
- » Valuation for Corporate Tax Matters
- » Valuation for Corporate Income Tax Issues
- » Valuation for ESOPs
- » Purchase Price Allocations
- » Valuation of Employee Options
- » Goodwill Impairment Testing
- » Valuation of Intangible Assets
- » Fairness Opinions

Mercer Capital's investment banking professionals specialize in providing merger and acquisition services to sellers or buyers of private businesses or public companies divesting divisions and subsidiaries. In addition, we assist clients in industry consolidations, roll ups, and refinancings.

## INTERNET COMMERCE: OBTAIN PROPOSALS TO VALUE YOUR COMPANY, BANK, FLP OR LLC VIA OUR WEBSITE

The cost of your time and delays in obtaining proposals has just gone down. Use one of the PROPOSAL REQUEST FORMS on our website.

Many of your colleagues have already used our PROPOSAL REQUEST FORMS and are impressed by the decrease in transactional overhead and the increased ease in obtaining actionable proposals for their clients. We are pleased to be doing business with them. Try it yourself! Visit our website and provide us with the pertinent information via this form, and we'll prepare a proposal and deliver it to you via e-mail, fax or USPS. Complete confidentiality is assured.

## UNSUBSCRIBE

We will continue to send the newsletter as published at no cost unless you notify us that you wish to be removed from the distribution list. To REMOVE yourself from this list, send an e-mail to: [newsletters@mercercapital.com](mailto:newsletters@mercercapital.com) and type the words "Unsubscribe – Value Matters" in the subject line (without the quotation marks).



Business Valuation » Investment Banking

### HEADQUARTERS:

5860 Ridgeway Center Parkway, Suite 400  
Memphis, Tennessee 38120  
901.685.2120 » Fax 901.685.2199

### LOUISVILLE OFFICE:

455 South 4th Street, Suite 690  
Louisville, Kentucky 40202  
502.585.6340 » Fax 502.585.6345

[www.mercercapital.com](http://www.mercercapital.com)

DISCLAIMER. This publication does not constitute legal, valuation, tax, or financial consulting advice. It is offered as an information service to our clients and friends. Those interested in specific guidance for legal and accounting matters should seek competent professional advice. Inquiries to discuss specific valuation or corporate finance matters are welcomed. Permission is specifically granted to send copies of this Value Matters™ to others who might have an interest in its contents. Permission is also granted to quote portions of this newsletter with proper attribution.

Copyright © 2009 by Mercer Capital Management, Inc., all rights reserved. Text, graphics, and HTML code are protected by US and International Copyright Laws, and may not be copied, reprinted, published, translated, hosted, or otherwise distributed by any means without explicit permission.