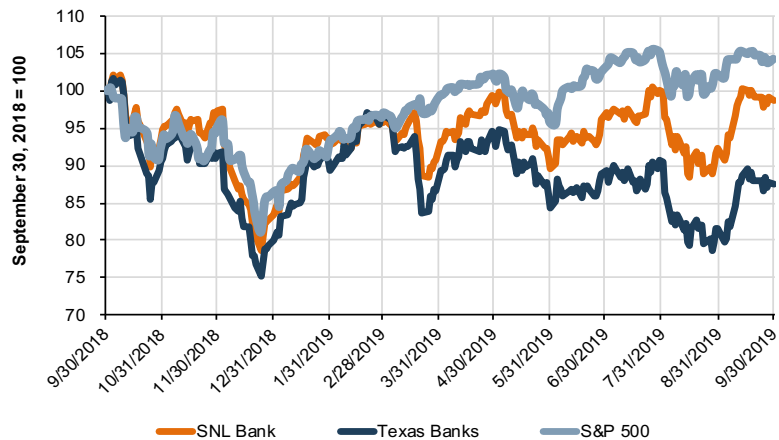


# TEXAS BANK Snapshot

October 2019

## PUBLIC MARKET INDICATORS

### Mercer Capital's Texas Bank Group Index Overview



### Mercer Capital's Texas Bank Peer Reports

Updated monthly, this report offers a closer look at the market pricing and performance of publicly traded banks in Texas. Click to view the report.

### Valuation Multiples as of September 30, 2019

	Texas Bank Index	Community Bank Index
Price/LTM EPS	13.3x	12.8x
Price/19 EPS	12.5x	12.0x
Price / Book Value	123%	124%
Price / Tangible Book Value	165%	141%
Dividend Yield	2.3%	2.3%

### Contact Us



**Jay D. Wilson, Jr., CFA, ASA, CBA**  
469.778.5860  
wilsonj@mercercapital.com



**Rohan Bose**  
214.468.8400  
boser@mercercapital.com

Mercer Capital helps banks, thrifts, and credit unions with corporate valuation requirements, transactional advisory services, financial reporting, stress testing, and strategic decisions. Learn more: <http://mer.cr/dep-inst>

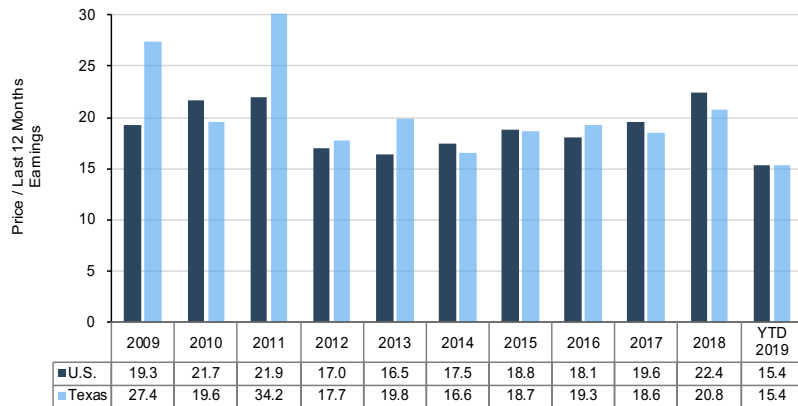
# M&A MARKET INDICATORS

## Texas Community Bank Transactions Announced in Last Six Months

Announce Date	Buyer	Seller	Target's City (TX)	Target Assets (\$000s)	Deal Value	Price / Earnings	Price / Tangible BV	Tang. Premium / Core Deposits
Apr 8, 2019	Pvt Invest.	State National Bank of Groom	Groom	39,021	NA	NA	NA	NA
Apr 24, 2019	BancFirst Corp.	Pegasus Bank	Dallas	624,221	122.0	17.1	258.6	13.9
Jun 25, 2019	Industry Bancshares Inc.	State National Bank in West	West	77,641	NA	NA	NA	NA
Jul 24, 2019	Spirit of Texas Bancshares Inc	Chandler Bancorp Inc.	Tyler	349,116	65.6	12.1	176.5	12.4
Jul 25, 2019	South Plains Finl Inc.	West Texas State Bank	Odessa	424,488	76.1	15.4	154.5	7.9
Aug 5, 2019	Happy Bancshares Inc.	First State Bank of Mobeetie	Mobeetie	76,248	NA	NA	NA	NA
Aug 15, 2019	Happy Bancshares Inc.	Commerce BancShares Inc.	Lubbock	799,323	NA	NA	NA	NA
Sep 12, 2019	Third Coast Bancshares Inc.	Heritage Bancorp Inc.	Pearland	289,664	NA	NA	NA	NA
Sep 19, 2019	First Financial Bankshares	TB&T Bancshares Inc.	Bryan	624,067	198.0	18.5	283.4	26.1

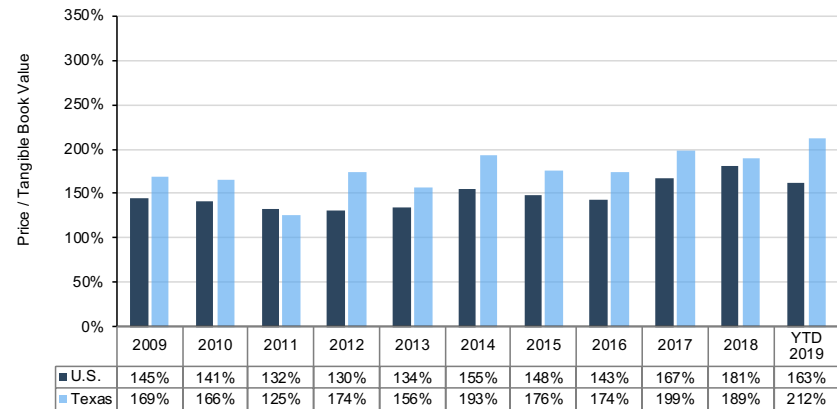
## Median Price/Earnings Multiples

Target Banks' Assets <\$5B and LTM ROE >5%



## Median Price / Tangible Book Value Multiples

Target Banks' Assets <\$5B and LTM ROE >5%



Mercer Capital

www.mercercapital.com

Source: S&P Global Market Intelligence. Copyright © 2019 Mercer Capital Management, Inc. All rights reserved. It is illegal under Federal law to reproduce this publication or any portion of its contents without the publisher's permission. Media quotations with source attribution are encouraged. Reporters requesting additional information or editorial comment should contact Barbara Walters Price at 901.685.2120. Mercer Capital's newsletter is published monthly and does not constitute legal or financial consulting advice. It is offered as an information service to our clients and friends. Those interested in specific guidance for legal or accounting matters should seek competent professional advice. Inquiries to discuss specific valuation matters are welcomed. To add your name to our mailing list to receive this complimentary publication, visit our web site at [www.mercercapital.com](http://www.mercercapital.com).