

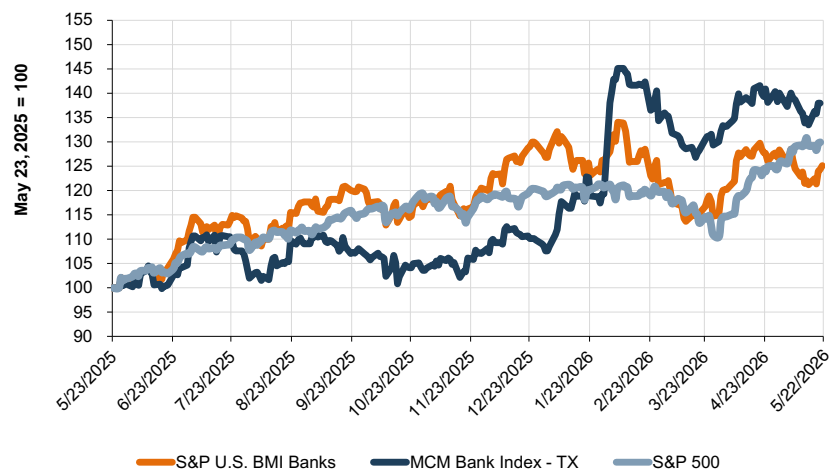
TEXAS BANK

Snapshot

May 2026

PUBLIC MARKET INDICATORS

Mercer Capital's Texas Bank Group Index Overview



Mercer Capital's Texas Bank Peer Reports

Updated monthly, this report offers a closer look at the market pricing and performance of publicly traded banks in Texas. Click to view the report.

Valuation Multiples as of May 22, 2026

	Texas Bank Index	Community Bank Index
Price/LTM EPS	13.6x	11.0x
Price/26 EPS	12.3x	9.1x
Price / Book Value	131%	111%
Price / Tangible Book Value	151%	131%
Dividend Yield	2.1%	2.6%

Contact Information

Mercer Capital helps banks, thrifts, and credit unions with corporate valuation requirements, transactional advisory services, financial reporting, stress testing, and strategic decisions. Learn more: <http://mer.cr/dep-inst>



Jay D. Wilson, Jr., CFA, ASA, CBA
469.778.5860
wilsonj@mercercapital.com

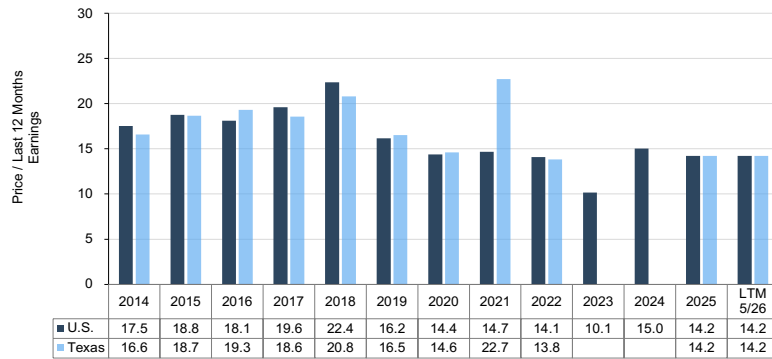
M&A MARKET INDICATORS

Texas Community Bank Transactions Announced in Last Six Months

Announce Date	Buyer	Seller	Target's City (TX)	Target Assets (\$000s)	Deal Value	Price / Earnings	Price / Tangible BV	Tang. Premium / Core Deposits
Dec 1, 2025	South Plains Finl Inc.	BOH Holdings Inc.	Houston	771,393	104.3	12.4	146.9	7.7
Mar 9, 2026	Journey Financial Group Inc.	Lone Star Bank	Houston	191,420	NA	NA	NA	NA
Apr 8, 2026	Coastal Bend Bancshares Inc.	First Natl Bk in Port Lavaca	Port Lavaca	381,310	NA	NA	NA	NA

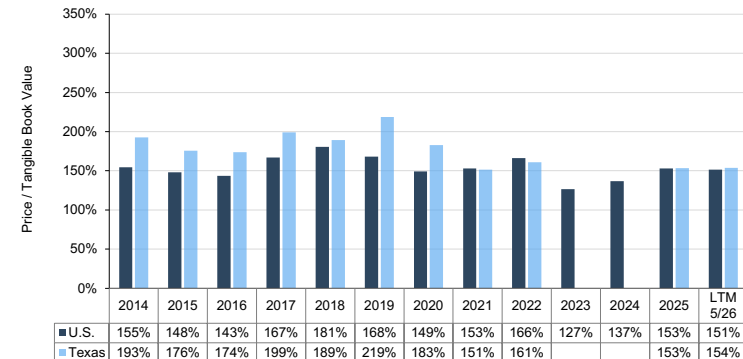
Median Price/Earnings Multiples

Target Banks' Assets <\$5B and LTM ROE >5%



Median Price / Tangible Book Value Multiples

Target Banks' Assets <\$5B and LTM ROE >5%



[Download Newsletter](#)

MAY FEATURE ARTICLE

Revisiting Circle

Ten months after Circle's blockbuster IPO, the stablecoin landscape has matured from speculative enthusiasm into a more nuanced strategic reality for banks. While stablecoin adoption and transaction volumes continue to grow rapidly, the market's evolution increasingly highlights a widening divide between large institutions positioned to participate in the ecosystem and community banks facing heightened deposit competition with fewer practical avenues for response.

Mercer Capital

www.mercercapital.com

Source: S&P Global Market Intelligence. Copyright © 2026 Mercer Capital Management, Inc. All rights reserved. It is illegal under Federal law to reproduce this publication or any portion of its contents without the publisher's permission. Media quotations with source attribution are encouraged. Reporters requesting additional information or editorial comment should contact Barbara Walters Price at 901.685.2120. Mercer Capital's newsletter is published monthly and does not constitute legal or financial consulting advice. It is offered as an information service to our clients and friends. Those interested in specific guidance for legal or accounting matters should seek competent professional advice. Inquiries to discuss specific valuation matters are welcomed. To add your name to our mailing list to receive this complimentary publication, visit our web site at www.mercercapital.com.